
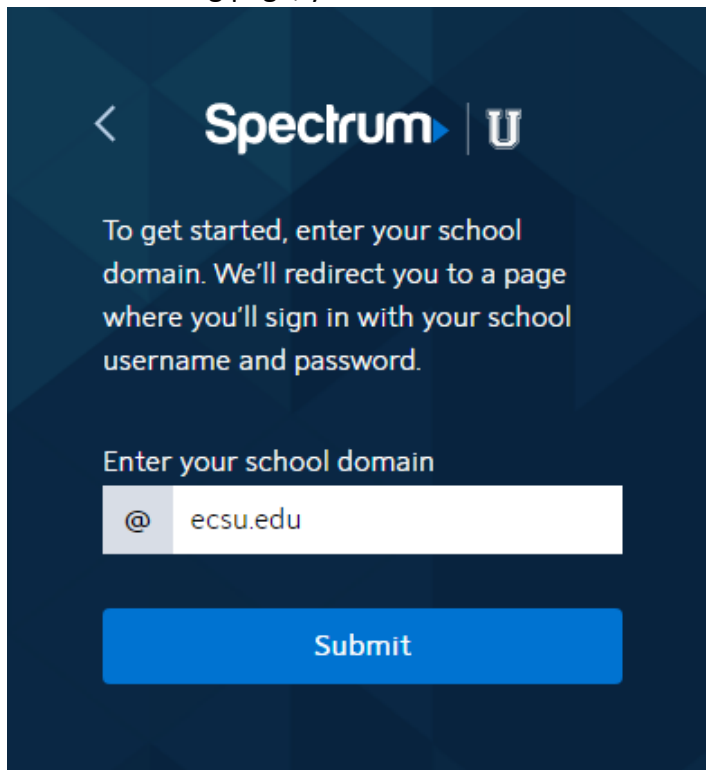


How to access SpectrumU

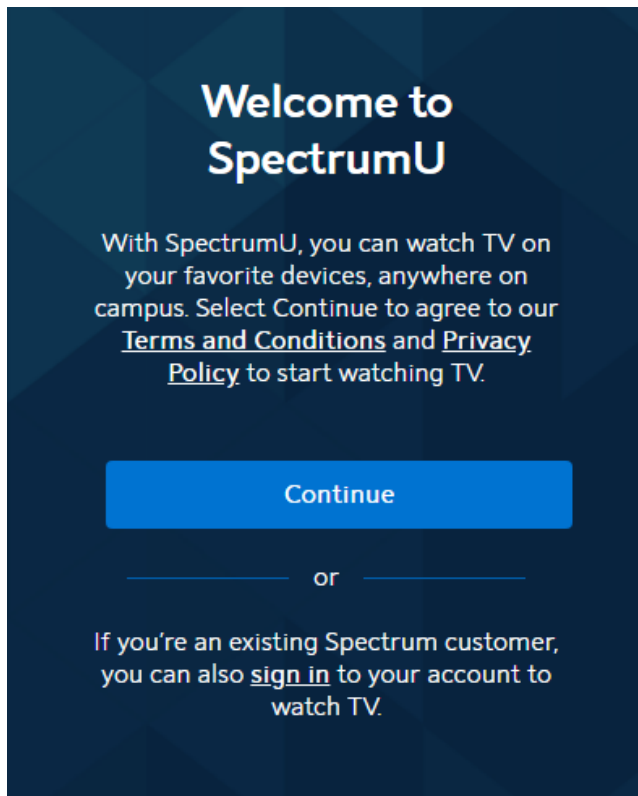
- Go to myvikings.ecsu.edu or myapps.microsoft.com, and click on the SpectrumU icon.



- On the following page, you will enter “ecsu.edu” into the box and click **Submit**.

A dark blue background with white text. At the top left is a white back arrow. To its right is the 'Spectrum' logo with a blue arrow pointing right, followed by a vertical line and a white 'U' logo. Below this is the text: 'To get started, enter your school domain. We'll redirect you to a page where you'll sign in with your school username and password.' Underneath is the text 'Enter your school domain' above a white input box. The input box contains an '@' symbol in a grey box on the left and 'ecsu.edu' in the main white area. Below the input box is a blue button with the word 'Submit' in white.

- Then click on **Continue**.



- That's it! Enjoy watching Live TV or On Demand content.



- SpectrumU also has a mobile app. Just search for and download “SpectrumU” in the app store. Enter “ecs.edu” on the first page, just like above. Sign in with your ECSU account (make sure to enter your full email address including @students.ecsu.edu), and enjoy your streaming!

